

HAMPTON HAWKS



NEWS MAGAZINE

Irrigation Review

Rate schedule summary and reminder to review for irrigators— Page 2

Operation Round Up

Quarter 4 grant recipients announced. Review of grants awarded since 2015. — Page 4

Look Up! Live!

Safety tips to remember during planting season — Page 6



BOARD OF DIRECTORS:

Dana Meyer,
Chairman
Wayne Anderbery,
Vice-Chairman
Kevin Choquette,
Secretary
Joel Kuehn,
Treasurer
Larry Benson
Rick Bergman
Courtney Retzlaff
Lee Grove
Neal Katzberg
Robert Kieborz
Dean Klute
Arlon Jacobitz
Curtis Rohrich
Joe Gustafson

PRESIDENT/CEO:

Chad Waldow

ON THE WEB AT:

www.southernpd.com

FOLLOW US HERE:



Comments or questions:
Amanda Groff
Public Relations Manager
agroff@southernpd.net



SPPD News Magazine (USPS23530) is

published bimonthly by:

Southern Public Power District
4550 West Husker Highway
PO Box 1687
Grand Island, NE 68802-1687

Subscription Rates: \$1.00/issue

Non Profit Periodical Postage paid
at Grand Island, NE

POSTMASTER:

Send Address changes to:

SPPD News Magazine
P.O. Box 1687
Grand Island, NE 68802
agroff@southernpd.net

Irrigation Season Review

Irrigation customers, you recently received your Interruptible Irrigation Service agreement from Southern Public Power District. If you have not submitted your changes for the year, please do so as soon as possible.

If you find any errors or have additional questions about your rate schedule or control calendars, please contact Sam Reinke or Jennifer Turek in Southern's Energy Services department.

If you would like to receive direct text messages regarding Load Control Status, visit our website to sign up. southernpd.com/lc-status

EnergyWise Ag-Related Incentives:

Prescriptive Irrigation - This program offers a \$500 incentive when producers replace all of a system's existing outlet components such as sprinkler heads, sprayers, rotators, plates, pads and nozzles, and regulators on qualified systems.

Corner Pivot (VFD) - Variable Speed Drives (VFDs) reduce output by controlling the motor speed (rpm) rather than having the motor work at a constant, almost full load. Every system is different so savings will vary.

Custom Ag - Some projects are unique and do not fit a particular prescriptive program. Visit southernpd.energywisenebraska.com/agriculture for more information on all of these incentives.

RATE SCHEDULE SUMMARY

Anytime Interruptible:

HP CHARGES
\$25.50/HP
BILLING PERIODS
\$25.50/HP April 1st
KWH CHARGES
\$0.0557/KWH
\$0.036/KWH
First 400 KWH/hp
Balance of energy

Four "Plus" Day Interruptible:

HP CHARGES
\$31.40/HP
BILLING PERIODS
\$25.50/HP April 1st
\$5.90/HP Aug. 1st
KWH CHARGES
\$0.0657/KWH
\$0.045/KWH
First 400 KWH/hp
Balance of energy

Three "Plus" Day Interruptible:

HP CHARGES
\$36.00/HP
BILLING PERIODS
\$25.50/HP April 1st
\$10.50/HP Aug. 1st
KWH CHARGES
\$0.0687/KWH
\$0.049/KWH
First 400 KWH/hp
Balance of energy

Two "Plus" Day Interruptible:

HP CHARGES
\$41.75/HP
BILLING PERIODS
\$25.50/HP April 1st
\$16.25/HP Aug. 1st
KWH CHARGES
\$0.0717/KWH
\$0.052/KWH
First 400 KWH/hp
Balance of energy

Full Power:

HP CHARGES
\$51.00/HP
BILLING PERIODS
\$25.50/HP April 1st,
\$25.50/HP Aug. 1st
KWH CHARGES
\$0.1022/KWH
\$0.0740/KWH
First 400 KWH/hp
Balance of energy

Standby Power:

HP CHARGES
\$25.50/HP
BILLING PERIODS
\$25.50/HP April 1st
KWH CHARGES
\$0.1060/KWH
Not to exceed 5 KWH/hp

****KWH on all rates billed October 1st**

To compare costs between rates for your well, visit our website at www.southernpd.com and click on the "Irrigation Rate Calculator" from the menu bar.

National Lineworker Appreciation Day

On April 18 we take extra time to stop and appreciate all the hard work our lineworkers do to help keep the lights on, but SPPD lineworkers do so much more. The photos below show a few of the community outreach events the SPPD lineworkers have helped with in the last year.

Below: Bryan Satterly, Journeyman Lineman, demonstrates the dangers of ag equipment such as pivots making contact with overhead powerlines. **Bottom left:** Trevor Kluck, Apprentice Lineman, demonstrates how lineworkers climb poles to reach overhead lines to families at a Touch-a-Truck event in Grand Island.

Middle right: Nic Osterbuhr and Brian Neville, both Journeyman Linemen, talk to high schoolers about what a career as a lineworker is like at a career fair in Holdrege. **Bottom right:** Craig Malesek, Journeyman Lineman, and Todd Bailey, Safety Director, speak with members of an NRD on potential dangers found in irrigation boxes.



Operation Round Up Grants Awarded

SPPD's Operation Round Up Board of Directors approved the distribution of \$16,700 in funds to eight applicants from the fourth quarter of 2023. Applications for the first quarter of 2024 are due March 29.



2024 Fourth Quarter Operation Round Up Awards

Jensen Memorial Library (Minden) <i>iPads</i>	\$1,200
Wood River Fire & Rescue <i>Night Thermal Camera</i>	\$2,000
Hampton Public Schools Foundation <i>Early Childhood Development Project</i>	\$2,500
Bertrand Fire & Rescue <i>PPE Gear</i>	\$2,500
Merrick County Fitness Center <i>Racquetball Court Conversion Project</i>	\$2,500
The Little Cardinals Daycare (Doniphan) <i>New Security Camera System</i>	\$2,500
Minden Gun Club <i>New Club House</i>	\$2,500
South Central Area Recovery (Holdrege) <i>Rolling Room Divider and Kitchen Island</i>	\$2,500



South Central Area Recovery



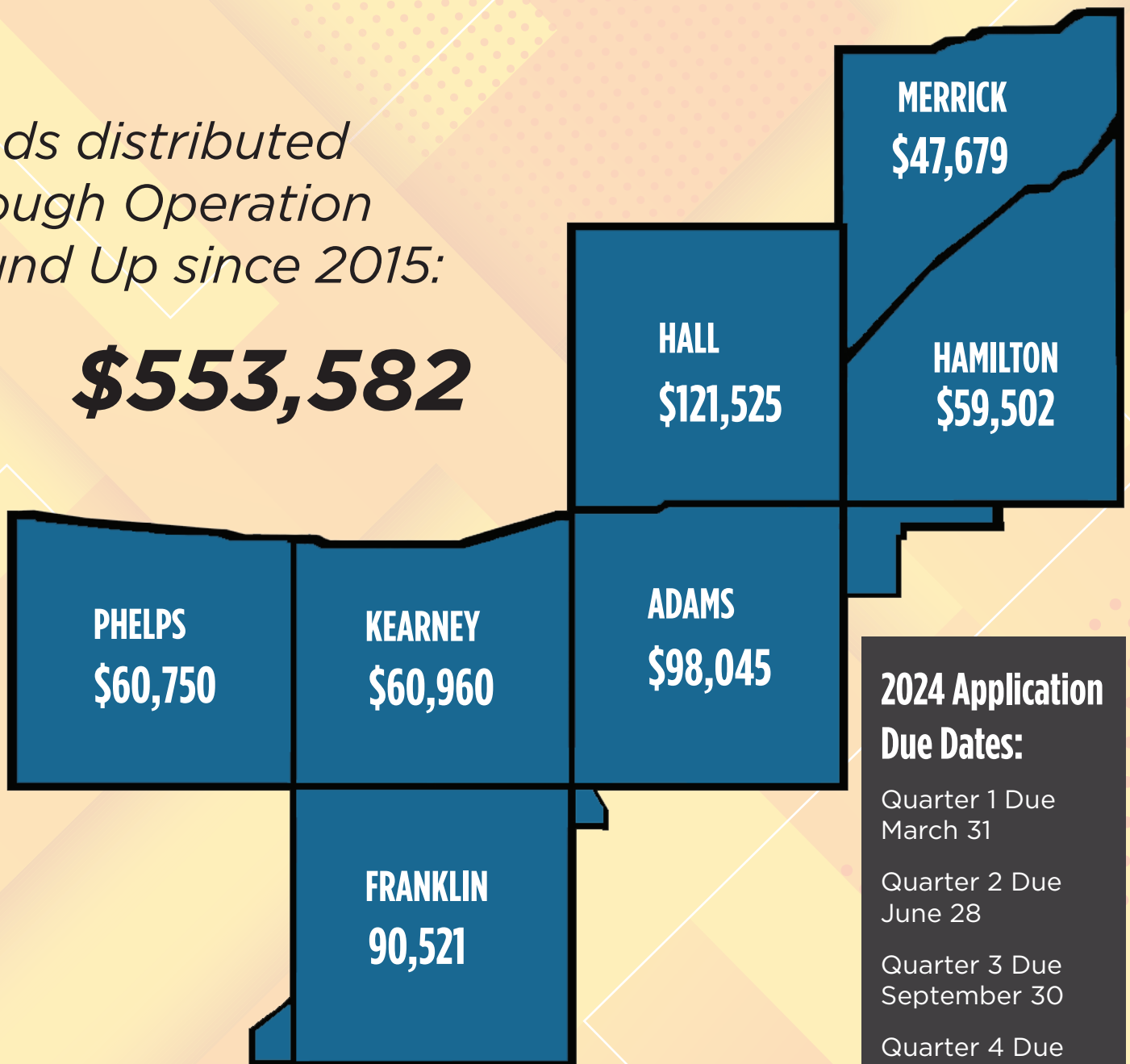
The Little Cardinals Daycare

What is the Operation Round Up Program?

The Operation Round Up Program offers grants of up to \$2,500 to organizations in the Southern Public Power District's seven county service area. These grants are made possible by SPPD customers who participate in the program. Each month, participants see their monthly bill rounded up to the nearest whole dollar. The "change" from each customer is placed into a fund, which is overseen by a seven-member board of directors that is separate from the SPPD Board of Directors. The board reviews applications on a quarterly basis and authorizes the distribution of funds to applicants who have met the qualifying guidelines. For more information about Operation Round Up go to southernpd.net/roundup or contact Amanda Groff.

*Funds distributed
through Operation
Round Up since 2015:*

\$553,582



2024 Application Due Dates:

Quarter 1 Due
March 31

Quarter 2 Due
June 28

Quarter 3 Due
September 30

Quarter 4 Due
December 31

8 Tips for a Safe Planting Season

As temperatures begin to warm up, area bird migrations are in full swing and the trees begin to bud, we know farmers are anxiously waiting to get back into their fields for planting season. We remind everyone to review these tips for a safe year working on the farm. Look Up! Live!

1. Assess Surroundings

Begin each morning by assessing the day's work. Think about the hazards that you will encounter and take note of overhead power lines. Measure to avoid electrical facilities and share potential hazards with others working with you in the field.

2. Keep Your Distance

Keep yourself and equipment at least 10 feet away from power lines in all directions at all times.

Use care when raising equipment such as booms or sprayers. Power lines are closer than they look.

3. Eyes Open

An extra set of eyes can clear up your focus on safety practices on the farm or in the field.

Since the actual location of a power line can be deceptive, use a spotter for a second point of view when moving tall or adjustable equipment.

4. Lower Equipment

Always lower equipment extensions to their lowest possible level before moving or transporting them.

Wind, uneven ground, shifting weight or other conditions can cause you to lose control of equipment and make contact with power lines.

5. Don't Touch!

If you see a downed power line, keep your distance. Never assume that a line on the ground is de-energized, even after a storm. Contact SPPD or the local utility, and urge other people in the area to keep their distance.

6. Ask For Help

Never attempt to raise or move a power line in order to clear a path. The only people authorized to move a power line are the lineworkers from SPPD, or other local utility.

Use a qualified electrician for work on drying equipment and other farm electrical systems. Don't attempt this work yourself.

7. React Safely

If you're in equipment and contact a power line, **STAY INSIDE!** If you step off, you become the electricity's path to ground and will receive a potentially fatal shock.

Wait until utility workers have de-energized the line and confirmed it is safe for you to exit the vehicle.

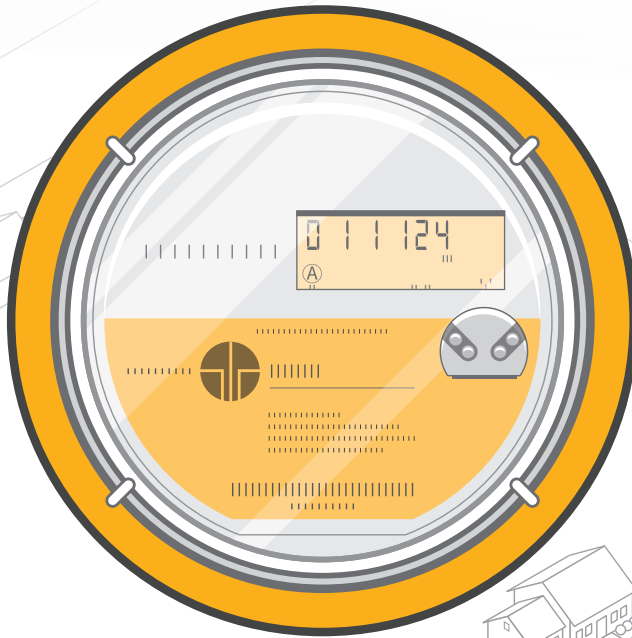
8. Caution on the Farm

Be careful not to raise tall items such as ladders, poles, or rods into power lines.

Remember, non-metallic materials, such as lumber, tree limbs, tires, ropes, and hay will conduct electricity, depending on dampness and dust/dirt contamination.

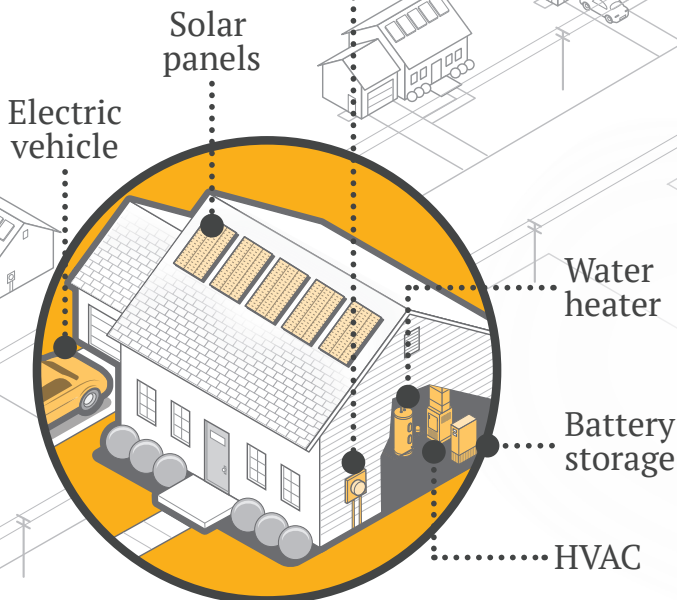
AMI 2.0

Advanced metering infrastructure or AMI has been the state of the art for utilities for the past 20 years, and electric cooperatives have been among its earliest and most aggressive adopters. Now, as those first-generation meters begin to age out, highly advanced AMI 2.0 systems are set to revolutionize the industry, with new edge-computing and data collection and analysis capabilities that promise to enable multiple new applications and improve the reliability and flexibility of the grid. Here are some of the benefits of AMI 2.0.



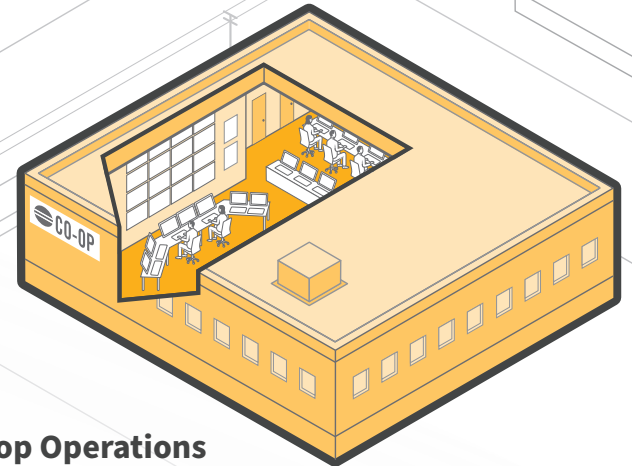
Meter Features

- Faster, more accurate readings.
- More frequent transmissions.
- Enable greater control of energy-producing and consuming devices.
- Sample voltage and amperages on demand.
- Independently detect anomalous conditions.
- Applications pushed to meters to meet new needs.
- Faster processor.
- Increased memory.
- Longer-lasting batteries.



Member Benefits

- Better integration of distributed energy resources.
- Ability to combine a standard meter and a net meter into a single unit.
- Improved customer awareness of consumption, pricing.
- Real-time home energy management, load control and outage/usage alerts.



Co-op Operations

- Better data acquisition and analytics.
- Improved member engagement.
- Integration and tracking of DERs.
- Design innovative energy programs.
- Evaluate, measure and verify cost/energy savings.
- Improved power quality and resilience.
- Quicker outage restoration.
- AMI network self-healing capabilities.
- Load disaggregation programs.
- Virtual power plants.

Last Call for Scholarship Applications

This program offers scholarships to students attending an accredited utility line study program. Scholarships amount to \$2,500 for students pursuing a one-year program, or \$3,000 for those attending a two-year

program. Applicants must currently reside within Adams, Franklin, Hall, Hamilton, Kearney, Merrick or Phelps Counties in Nebraska and be a senior in high school. Scholarship winners will be required to serve a 12-week

summer internship with SPPD in cooperation with the school attended. The deadline for scholarship applications is

April 1, 2024. To learn more about our scholarship program, or complete an application please visit our website.

Lemon Chicken with BEST Lemon Butter Sauce

Nutrition Information:

YIELD: 4 Servings, Calories per Serving: 560, Prep Time: 18 min., Cook Time: 12 min., Total Time: 30 min.

Ingredients for Parmesan Crusted Chicken:

- 1 1/2 lbs. chicken breast (2 large), patted dry with paper towels
- 1 Tbsp olive oil, to saute
- 1 Tbsp Parsley, to garnish (optional)
- 1/2 lemon, sliced for garnish (optional)

Ingredients for Egg Mixture:

- 2 large eggs
- 1 garlic clove, minced
- 1/2 tsp Italian seasoning
- 1/2 tsp salt
- 1/4 tsp ground black pepper

Ingredients for Parmesan Breading:

- 1 cup Parmesan cheese, grated
- 3 Tbsp all-purpose flour

Ingredients for Lemon Butter Sauce:

- 8 Tbsp unsalted butter
- 2 garlic cloves, minced
- 1/4 cup lemon juice
- 1/4 cup chicken broth
- 1/4 tsp ground black pepper

Instructions:

- Cut the chicken breasts in half lengthwise. Lightly beat with a meat mallet until even in thickness.
- In a bowl, whisk together the ingredients for the egg mixture. In another bowl, combine the ingredients for the Parmesan mixture. Dip chicken into the egg mixture, then dredge chicken in the Parmesan mixture. Allow any excess ingredients to fall off from each bowl.
- In a large skillet, heat enough oil to cover the bottom of a skillet.
- Once hot, add the chicken and cook 4-5 minutes per side, or until crispy, golden and cooked through to 165° F on an instant Read Thermometer. Reduce the heat if chicken browns too quickly.
- Meanwhile, in a separate saucepan, melt butter and garlic, cook until fragrant. Add the chicken broth, lemon juice and pepper. Allow the sauce to cook for about 2 minutes. Pour the sauce over the cooked chicken, turning to coat. Garnish with lemon slices and finely chopped parsley if desired.



© Natasha's Kitchen
Author: Valentina Ablaev
<https://natashaskitchen.com/lemon-chicken-recipe/>