



**ADAMS COUNTY PROGRESSIVE  
AGRICULTURE HOTLINE DEMOS**

Turn to the back page for  
photos of more fun  
fall activities!





**Southern Public Power District  
News Magazine**

**is published bimonthly by:**  
Southern Public Power District  
4550 West Husker Highway  
Grand Island, NE 68803

Phone: (308) 384-2350  
www.southernpd.com  
email: ldoose@southernpd.net

**POSTMASTER:**  
Send address changes to:  
*SPPD News Magazine*  
PO Box 1687  
Grand Island, NE 68802

**BOARD OF DIRECTORS:**

Dean Klute, Chairman  
Arlon Jacobitz, Vice-Chairman  
Dana Meyer, Secretary  
Wayne Anderbery, Treasurer  
Larry Benson  
Rick Bergman  
Kevin Choquette  
Marvin Fishler  
Lee Grove  
Gary Hedman  
Neal Katzberg  
Mike Lowry  
Dirk Nickel  
Kevan Reeson

**PRESIDENT/CEO:**  
Neal F. Niedfeldt

**ON THE WEB AT:**  
www.southernpd.com

**FOLLOW US HERE:**



Comments or questions:  
LeAnne Doose  
Public Relations Manager

# LINEWORKERS SHINE AT RODEO

The Nebraska Lineworkers Rodeo has come and gone, but we can't let the opportunity pass by to acknowledge our men for their performance. SPPD competitors for 2019 included Sam Gnagy, Tyler Fuelberth, Matt Lovejoy, Zach Butt, Myles Butt and Travis Forbis.

Results were as follows:

- Double Arm Brace:  
Sam Gnagy, 2nd Place
- Capacitor Changeout:  
Matt Lovejoy/Zach Butt,  
1st Place
- Double Down Guy:  
Myles Butt/Travis Forbis,  
1st Place
- Hurt Man Rescue:  
Myles Butt/Travis Forbis,  
1st Place

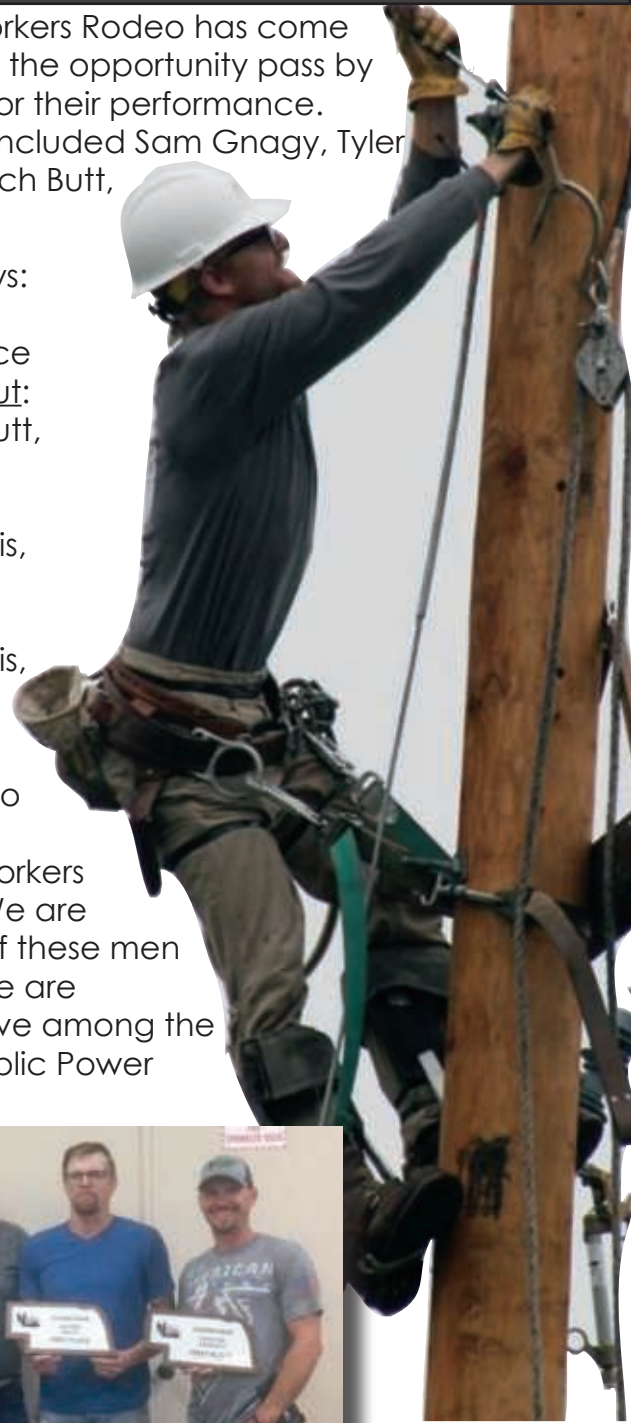
This event is a great opportunity for these men to display their skills, and learn new techniques from lineworkers from all across Nebraska. We are proud of the efforts each of these men made at the rodeo, and we are fortunate to have them serve among the entire team of Southern Public Power District!



## SCHOLARSHIP INFORMATION NOW AVAILABLE

Lineworker scholarship information has been posted to our website for 2020 graduates. Interested students can apply for a scholarship amounting to \$2,000 for a qualified 2 year lineworker program, or \$1,000 for a qualified 1 year lineworker program.

Visit our website at [www.southernpd.com](http://www.southernpd.com) to view the application, or contact Brad Kool at Southern if you have any questions.





# SPPD BOARD TO CONSIDER 2020 BUDGET

Southern's Board of Directors will review the proposed Work Plan and Budget for 2020. At the time that this magazine was scheduled to publish, District staff members were continuing to prepare the information for the proposed budget. The Budget is scheduled to be reviewed by the Board Budget Committee in late October, and reviewed by the entire Board at the November 13th meeting.

Management and staff are taking the usual consideration for managing costs, which ultimately impact the rates for all customers. Among the challenges in preparing our budget this year are lower than projected sales for 2019, due to significant reductions in usage among irrigation customers. Despite that challenge, the outlook for customer rates for 2020 looks promising.

Following the approval of the final 2020 Budget, the Board will consider rates for the upcoming year at the December 11th Board Meeting. Along with the rate structure, a decision will be made about the continuation of the production cost adjustment going forward.

As all of these decisions are made, we will post breaking news about our budget, rates and production cost adjustment on our website. If you'd like to stay on top of this news, this information will be shared at [www.southernpd.com/budget2020](http://www.southernpd.com/budget2020). We will also share updates across our Facebook and Twitter social platforms.

## BUDGET REWIND



### Production Cost Adjustment

In 2019, a Production Cost Adjustment was approved by our Board. This adjustment provided a credit to lower most bills by 3-3.5%. This credit has appeared as a line item on your SPPD bill since February, 2019. This is an item that our Board will be reviewing for 2020, as well.

As of August 31, a total of \$1,134,456.89 has been returned to SPPD customers through the Production Cost Adjustment. The current PCA will continue through January, 2020.

## ROUND UP GRANTS ANNOUNCED FOR THIRD QUARTER

Operation ROUND UP grant funds were awarded to successful applicants for the third quarter, totaling \$14,946. Since this program was initiated, a total of \$282,745 has been awarded to projects in our service region! Grant recipients for the third quarter included:



<b>Giltner Rural Fire Department</b> Generator for New Fire Station	<b>\$2,000</b>	<b>Doniphan Recreation Association</b> Batting Cage Improvements	<b>\$2,500</b>
<b>Kenesaw Volunteer Fire Department</b> Conversion for Truck	<b>\$2,000</b>	<b>ABC Daycare &amp; School</b> Infant Room Plumbing	<b>\$2,000</b>
<b>Holstein Rural Fire Department</b> Windshield, Radio & Racks	<b>\$2,000</b>	<b>Franklin Little Flyers</b> Playground Equipment	<b>\$2,000</b>
<b>Franklin County Historical Society</b> Lighting Upgrade	<b>\$1,946</b>	<b>Hastings Literacy Program</b> Book Cases	<b>\$500</b>

If you'd like to learn more about the Operation ROUND UP Program, visit our website at [www.southernpd.com/roundup](http://www.southernpd.com/roundup).

# HELPING YOU FIND VALUE

Electric space heaters are useful appliances that bring added comfort when temperatures drop. But, if used excessively, they have the potential to dramatically increase your electric bill.

Occasionally, customers have utilized space heaters, rather than their furnace or heat pump, with the intent to reduce their heating costs. This doesn't work. These units are designed to heat only one room at a time. In order to provide heat to multiple rooms, additional units need to be placed throughout your home. Additional units would add even more usage to your bill.

If it seems difficult to believe that one device can make a big difference in your bill, consider the cost to operate a typical unit.

Your bill is calculated each month with a total of your kilowatt-hours used. One kWh equals 1,000 watts used for one hour. If you are using a 1,500 watt space heater, this would

# DO'S

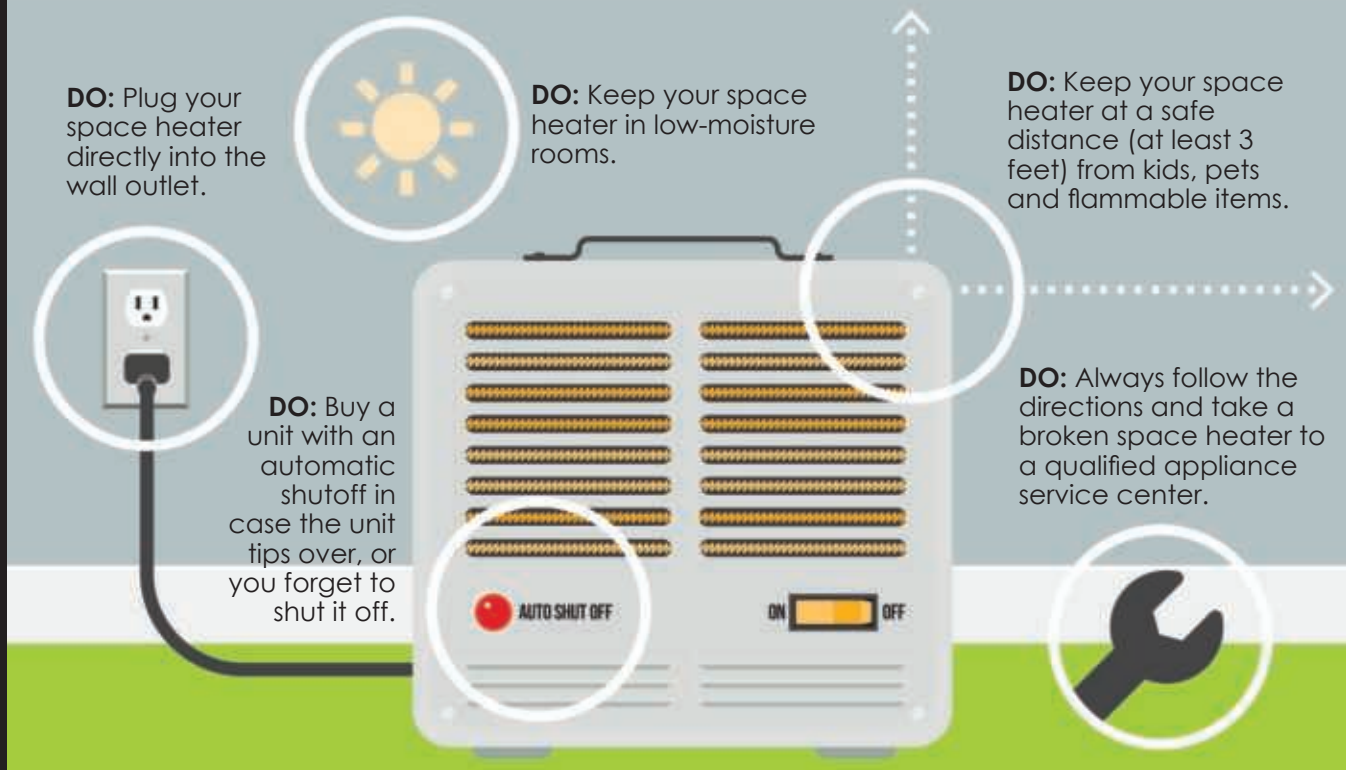
**DO:** Plug your space heater directly into the wall outlet.

**DO:** Buy a unit with an automatic shutoff in case the unit tips over, or you forget to shut it off.

**DO:** Keep your space heater in low-moisture rooms.

**DO:** Keep your space heater at a safe distance (at least 3 feet) from kids, pets and flammable items.

**DO:** Always follow the directions and take a broken space heater to a qualified appliance service center.



## CHECK-IN TO THE ENERGY RESOURCE CENTER

Southern offers the Energy Resource Center--a helpful online energy efficiency tool to help you explore options for energy efficiency in your home. Tools are available to help you measure the usage for various appliances, heat pumps and lighting. You can also explore the Energy Advisor with this tool, to test how various improvements can provide opportunities for you to save energy. Your savings potential will be outlined for various improvements, such as insulation upgrades, weatherization, HVAC upgrades, programmable thermostats and settings, and more.

To try out this tool, visit our website at [www.southernpd.com/energyresourcecenter](http://www.southernpd.com/energyresourcecenter). The tool is functional from a desktop, tablet or mobile device.



# SUPPLEMENTARY HEAT SAFETY

amount to 1.5 kWh for each hour it is in operation. Using a space heater with a rural residential home rate costs approximately 11.2¢ every hour (.0750 x 1.5 kWh).

Using the space heater for eight hours per day for one full month would add \$26.88 to your monthly bill. If you use the heater for 24 hours every day for one month, your bill would increase by \$80.64.

For safety concerns, we don't recommend using space heaters when the home is empty or occupants are asleep.

Overall, space heaters are not more cost-effective than central heating systems when they are used to heat more than one or two small areas in a home. The best solution for whole house comfort is to determine if cold air is seeping into your home, or if your furnace is not functioning optimally.



# DON'T'S

**DON'T:** Leave your space heater unattended. Always unplug it before you leave the house or go to bed.

**DON'T:** Place your space heater near curtains, clothing, furniture or bedding.

**DON'T:** Use an extension cord to plug in your space heater. It can cause the heater to over-heat, and can be a tripping hazard.

**DON'T:** Try to repair a broken space heater yourself.

**DON'T:** Put your space heater in your bathroom. The moisture can damage the unit, which could cause it to malfunction.

## THINKING ABOUT A PORTABLE GENERATOR?

If you are considering the purchase of a portable generator, now is the time to do your homework. Don't wait until a severe winter storm is forecast to start your search. Selecting the most ideal unit for your home requires some thought. Consider which items will be most important for you to power during an extended outage so you purchase the correct size for your needs. Also, enlist in the services of a qualified electrician for installation and the addition of a transfer switch. This will assure that the unit doesn't backfeed onto power lines, creating dangers for lineworkers. Transfer switches can also protect your home from electrical fires caused by short circuits and improper connections. Contact Southern Public Power District if you have additional questions about portable generator use.



## WHAT'S ON THAT POLE?

This illustration shows the basic equipment found on electric utility poles. The equipment varies according to the location and the service they provide.

### PRIMARY WIRES

Primary wires carry 7,200 volts of electricity from a substation. That voltage is 60 times higher than the voltage that runs through your home's electrical outlets!

### SURGE ARRESTORS

These protect the transformer from lightning strikes.

### NEUTRAL WIRE

The neutral wire acts as a line back to the substation and is tied to the ground, balancing the electricity on the system.

### SECONDARY SERVICE DROP

Carries 120/240-volts of electricity to consumers' homes. It has two "hot" wires from the transformer and a bare "neutral" wire that's connected to the ground wire on the pole.

### GROUND WIRE

The ground wire connects to the neutral wire to complete the circuit inside the transformer. It also directs electricity from lightning safely into the earth.

### TELEPHONE, CABLE TV, AND FIBER WIRES

These are typically the lowest wires on the pole.

### INSULATORS

Insulators prevent energized wires from contacting each other or the pole.



**NEVER NAIL POSTERS OR OTHER ITEMS TO UTILITY POLES. THESE CREATE A SAFETY HAZARD FOR LINEWORKERS.**

## CONSIDER THIS:

As you look at all of the individual pieces of hardware attached to a pole, it's easy to see that there are many components within the structures that deliver electricity to your meter.

When power outages occur, crews examine miles of line to look for issues. Sometimes, the problem is easy to see--a broken pole or fallen wire. The problems can also be difficult to see from the ground. For instance, a cracked insulator can cause a power outage. That is a difficult issue to see from the ground, even in broad daylight!

When outages occur, it is helpful to us in locating the specific problem when outages are reported to us by phone. Always report your outage to us by phone, by calling 800-579-3019.

# EMPLOYEE MILESTONES

If you happen to know any of the individuals pictured on this page, please join us in thanking them for their service. Each of these SPPD employees has reached an employment milestone in 2019. Combined, this group has provided a total of 325 years of service.



**DOUG WARD**  
ELECTROMECHANICAL  
SPECIALIST  
40 YEARS



**JON HAMLING**  
LEADMAN  
25 YEARS



**JILL KROEGER**  
CUSTOMER  
SERVICES  
20 YEARS



**COLLEEN SCHROEDER**  
CUSTOMER  
SERVICES  
20 YEARS



**JOHN WALKOWIAK**  
METER  
READER  
20 YEARS



**DEAN WEISS**  
JOURNEYMAN  
LINEWORKER  
20 YEARS



**STEVE WILSHUSEN**  
LEADMAN  
20 YEARS



**LEANNE DOOSE**  
PUBLIC RELATIONS  
MANAGER  
15 YEARS




**DORAN DUSATKO**  
JOURNEYMAN  
LINEWORKER  
15 YEARS



**ZEB GRAHAM**  
MAINTENANCE  
SUPERVISOR  
15 YEARS



**ZACH LARSON**  
JOURNEYMAN  
LINEWORKER  
15 YEARS



**TONY WRAGGE**  
JOURNEYMAN  
LINEWORKER  
15 YEARS



**BROCK EMERY**  
JOURNEYMAN  
LINEWORKER  
10 YEARS



**CHAD GREIBEL**  
FLEET  
TECHNICIAN  
10 YEARS



**NIC OSTERBUHR**  
JOURNEYMAN  
LINEWORKER  
10 YEARS



**TAYLOR VANIS**  
JOURNEYMAN  
LINEWORKER  
10 YEARS



**PAT WALLIN**  
JOURNEYMAN  
LINEWORKER  
10 YEARS



**TODD BAILEY**  
PURCHASING/  
SAFETY DIRECTOR  
5 YEARS



**TAYLOR COOK**  
JOURNEYMAN  
LINEWORKER  
5 YEARS



**TIM KOLBET**  
STAKING  
ENGINEER  
5 YEARS



**BRAD KOOL**  
CHIEF FINANCIAL  
OFFICER  
5 YEARS



**TERRI PALU**  
EXECUTIVE  
ASSISTANT  
5 YEARS



**DEREK WALKER**  
JOURNEYMAN  
LINEWORKER  
5 YEARS



**ANDREW YOCKEY**  
JOURNEYMAN  
LINEWORKER  
5 YEARS



# AUTUMN FUN AND EVENTS

We have enjoyed visiting with customers and children this fall. We've attended parades in Kenesaw and Doniphan, and provided safety demonstrations for Kindergartners and First Graders from Phelps County. It's been great seeing you all this Fall!

Prsrt Std  
US Postage  
**PAID**  
Bourbon IN  
Permit #29



## RECIPE

### SALTED BUTTERSCOTCH & PECAN NO-BAKES

#### INGREDIENTS

1-3/4 C. pecans, toasted  
1-1/2 tsp. kosher salt  
1 14-oz. can sweetened condensed milk  
1-1/2 C. unsweetened finely shredded coconut  
1 pkg. (3.4 oz) instant butterscotch pudding mix  
1/2 C. sugar  
48 pecan halves, toasted

Place 1-3/4 cups pecans and salt in a food processor. Pulse until pecans are finely ground. Transfer to a large bowl. Stir in milk, coconut and pudding mix until blended. Refrigerate, covered, 30 minutes or until mixture is firm enough to roll. Shape mixture into 48 1-in. balls; roll in sugar. Top each with a pecan half, flattening slightly. Store in airtight containers in the refrigerator. Note: To toast nuts, spread in a 15x10x1-in. baking pan. Bake at 350° for 5-10 minutes or until lightly browned, stirring occasionally. Or, spread in a dry nonstick skillet and heat over low heat until lightly browned, stirring occasionally.

We have a great collection of recipes saved under the "Christmas Cookie" board.

